

NEOREST

TOTO





Life Anew

ICON GUIDE


TOILET & LAVATORY

- ACTILIGHT**  Photocatalytic glaze, the ultimate cleaning technology, has the natural power to decompose waste.
- EWATER+**  Mists the wand, toilet bowl and the underneath of the seat with electrolyzed water, keeping them clean to reduce the need for harsh chemicals.
- CEFIONTECT**  Ultra-smooth ceramic glaze leaves nowhere for waste to cling.
- PREMIST**  A film of water keeps waste from clinging onto the toilet bowl.
- TORNADO FLUSH**  360° cleaning power reaches every spot using less water.
- RIMLESS**  The RIMLESS design not only leaves no place for waste and germs to hide, it's also much easier to clean.
- AIR-IN WONDER-WAVE**  The precise, pleasant, air rich stream keeps you clean. And it's always pleasantly warm.
- LINEARCERAM**  Material used for lavatories that achieves an extremely thin design yet two times as strong as standard fireclay.



COMFORT TECHNOLOGY

- AUTO FUNCTIONS**  Product featuring integrated and automated sensor-activated functions.
- HEATED SEAT**  The moment you approach the toilet, the seat begins to rapidly warm up to a comfortable temperature.
- DEODORIZER**  Highly- effective deodorizing automatically takes place inside the toilet bowl both during and immediately after use, eliminating unwanted odors.
- WARM AIR DRYING**  The individually adjustable dryer follows the warm water spray to ensure a dry, clean overall feeling.

FAUCET

- SOFT FLOW**  Elegant streams of water gently touch skin. A premium calming experience. Soft and soothing.

BATH TUB

- ZERO DIMENSION**  ZERO DIMENSION bathing offers freedom from gravity, releasing stress on joints and encouraging ultimate relaxation.
- HYDROHANDS**  Deeply stimulating water massage gives the feeling of real hands kneading tired muscles.

DESIGN AWARDS



The Red Dot is an award for high-quality design an international jury only awards this sought-after seal of quality to products that feature outstanding design



The iF DESIGN AWARD has long been a symbol of excellent form and aesthetic quality, as well as user-focused, ergonomic and efficient design in all disciplines among companies around the world

Visionary technology.
Exquisitely designed for
comfort and well-being.

Born of science and our belief
in everyday wellness to
rejuvenate body and mind.

NEOREST®.
The only one.
A new form of pure luxury brought to life.

PURE LUXURY





NEOREST®

PURE LUXURY





NEOREST®RS

NEOREST®AS

NEOREST®LS

NEOREST®NX

NEOREST®LE



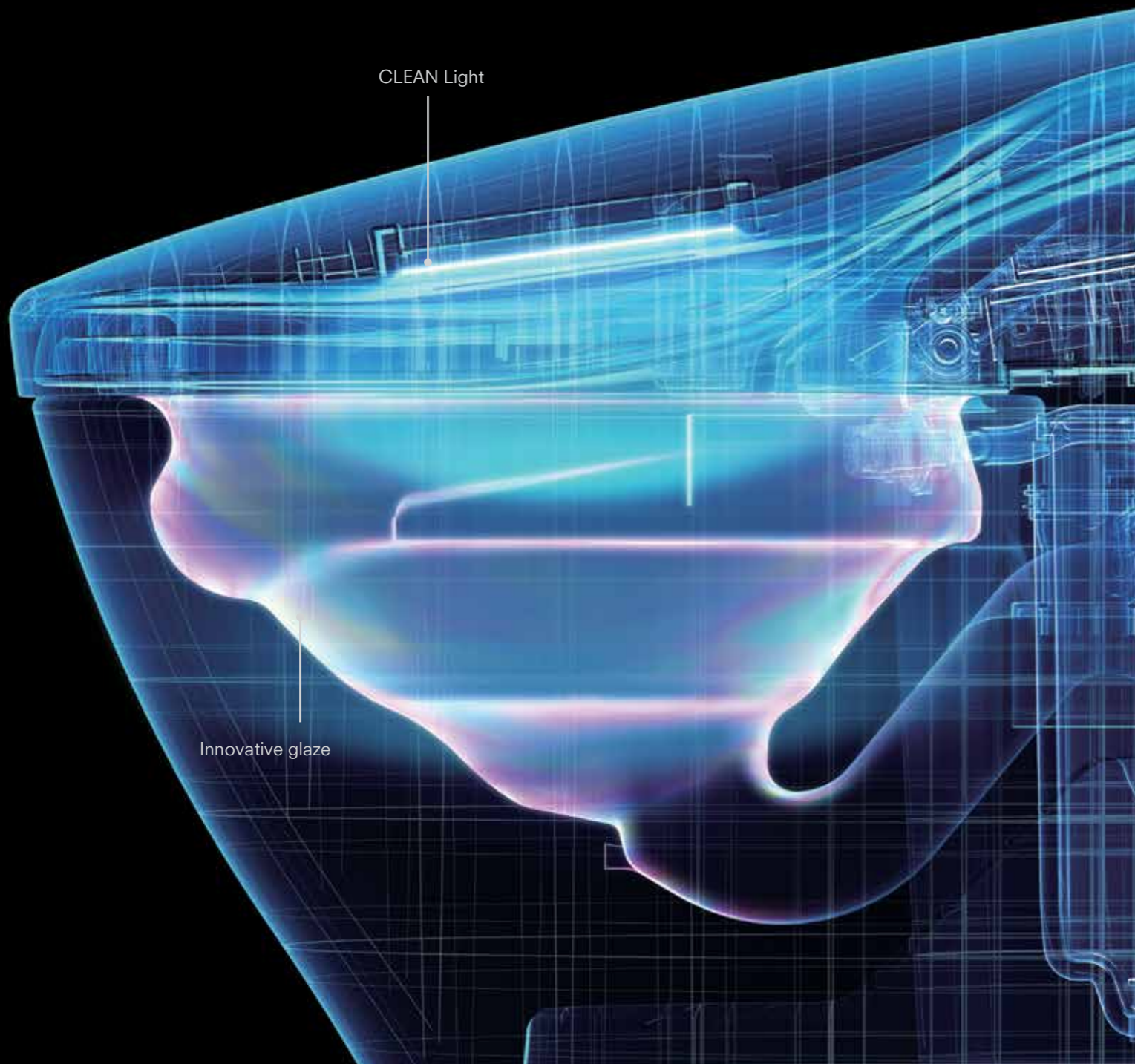
CLEAN TECHNOLOGY

Ensuring lasting cleanliness
for your peace of mind

ACTILIGHT



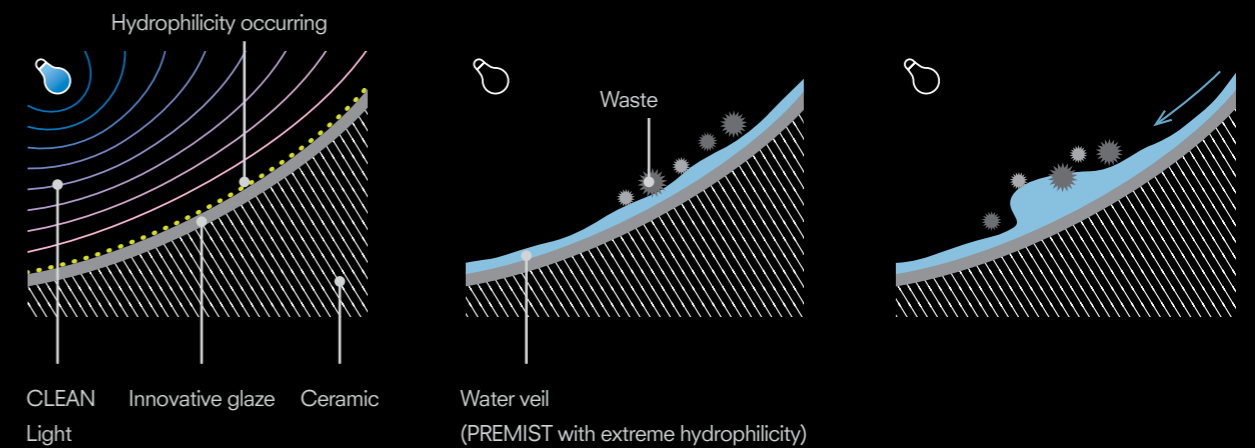
Photocatalytic glaze, the ultimate cleaning technology, has the natural power to decompose waste.



CLEAN Light and the extraordinary surface treatment enable easy removal of even microscopic debris and particles.

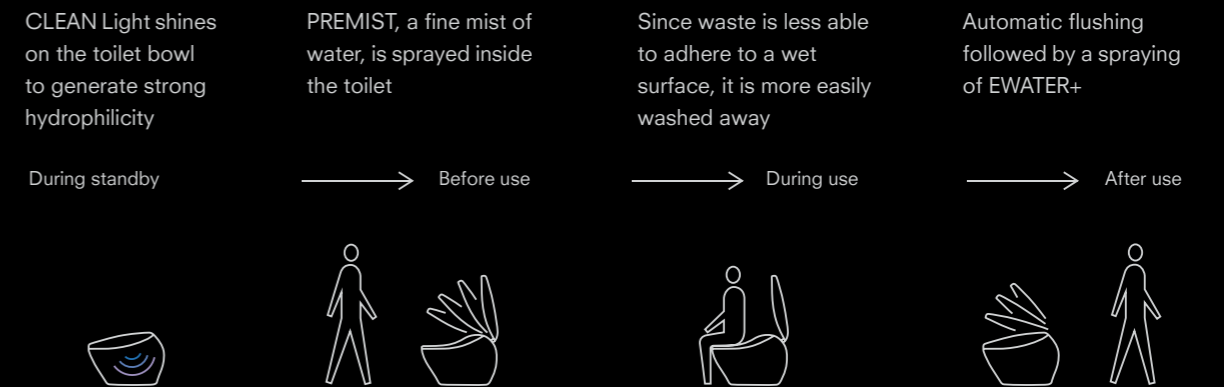
State-of-the-art materials

CLEAN Light and the extreme hydrophilic surface of the toilet bowl combine to attract water to the surface and keep the surface clean after use.



Operates 24 hours a day to maintain clean conditions

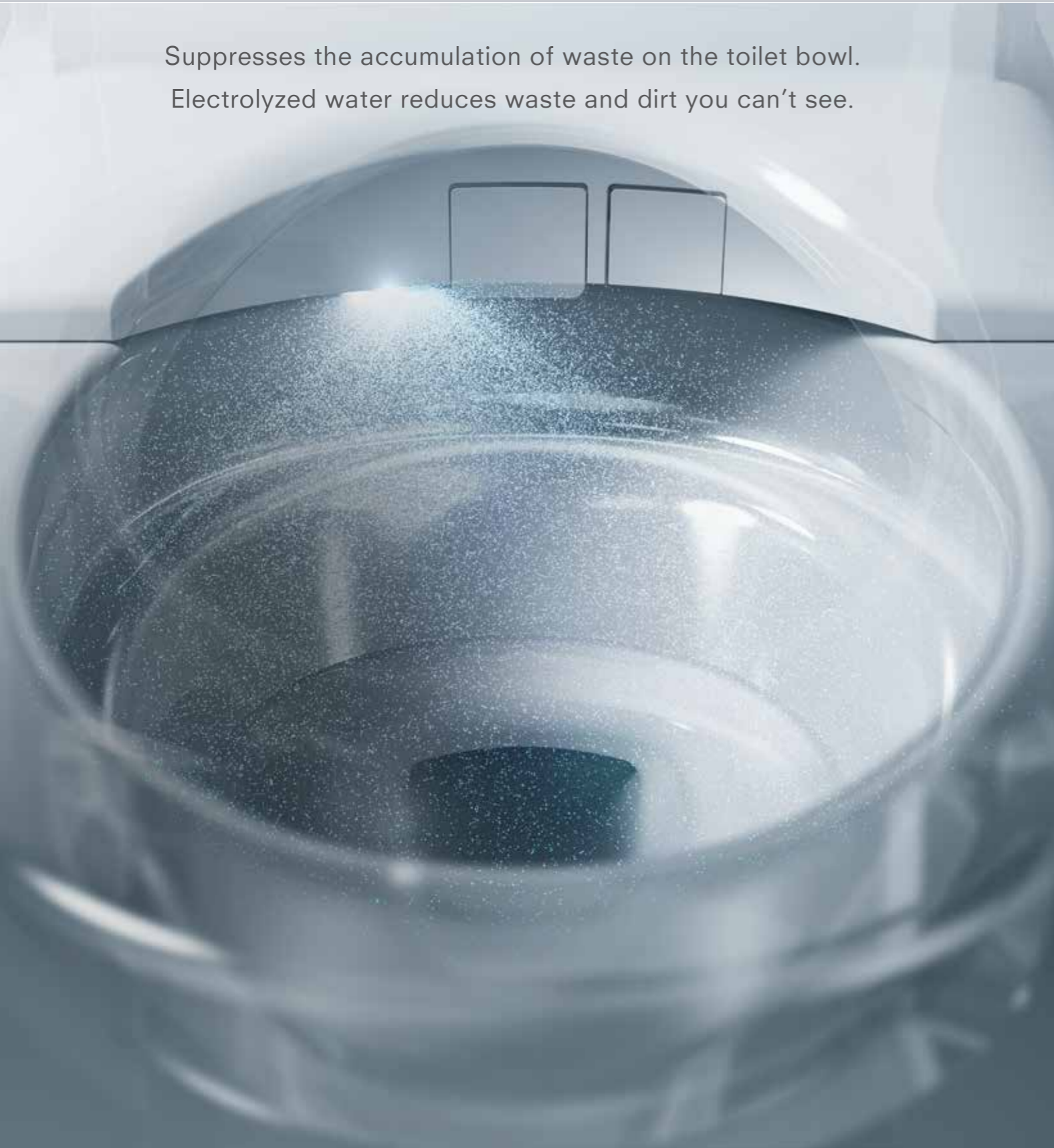
CLEAN Light and the extreme hydrophilic surface of the toilet bowl combine to make it easy to wash waste away and keep the toilet bowl surface clean.



CLEAN SYNERGY

EWATER+ for BOWL

Suppresses the accumulation of waste on the toilet bowl.
Electrolyzed water reduces waste and dirt you can't see.



EWATER+

WASHES THE TOILET BOWL, WHERE WASTE TENDS TO ACCUMULATE AND PRODUCE STAINS THAT CAN BECOME PERMENANT.

Using no chemicals or cleaning agents, EWATER+ leaves microscopic waste no place to hide and provides everyday peace of mind.



How EWATER+ Cleans

PREMIST, a fine mist of water is sprayed inside the toilet



Before use

Since waste is less able to adhere to a wet surface, it is more easily washed away



During use

EWATER+ is applied to wash the wand and toilet bowl and remove waste



After use

EWATER+ automatically sprayed 8 hours after the last use



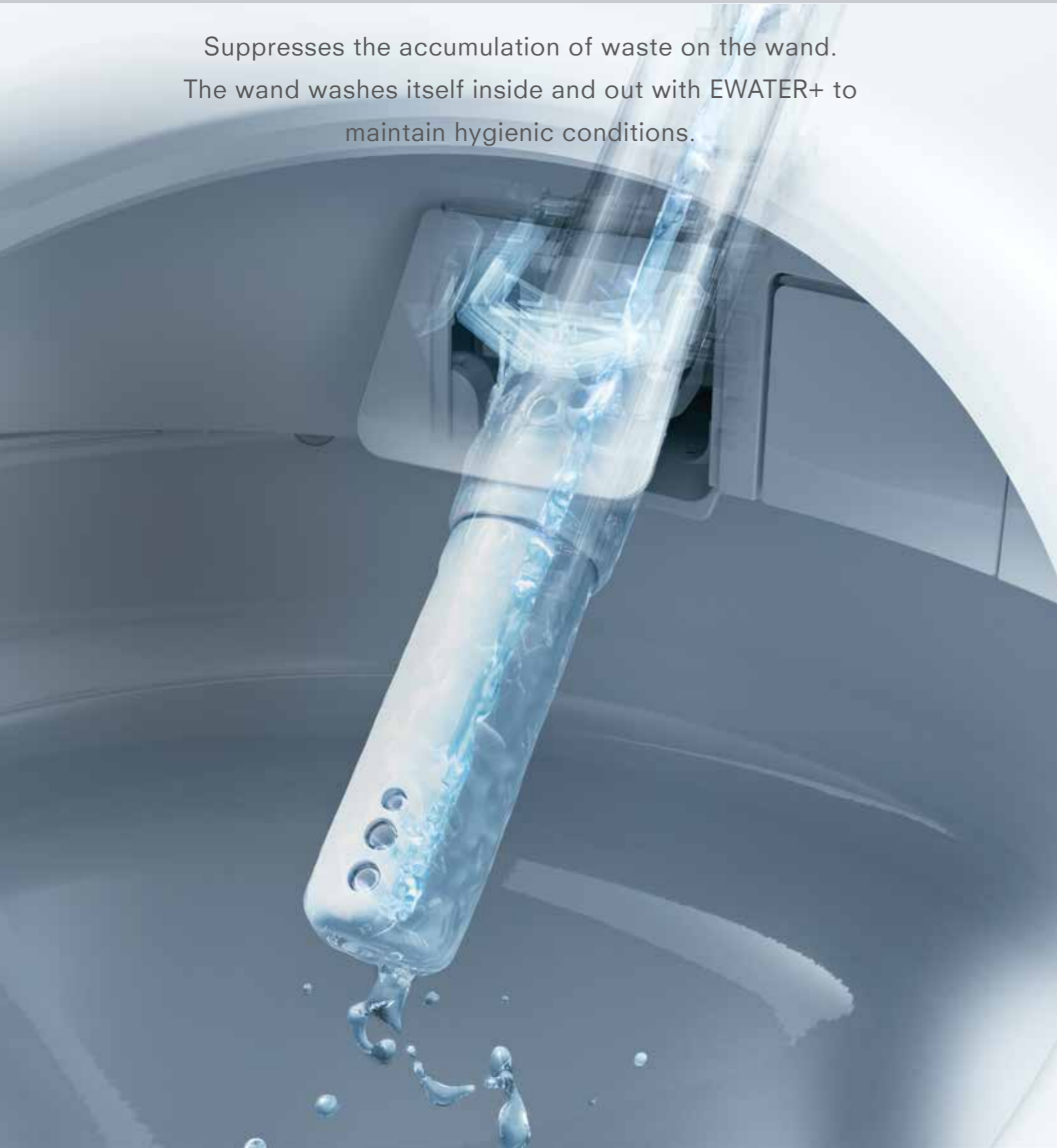
During standby

Generated from tap water 	Uses no detergents or chemicals  NO CHEMICALS	Reverts to normal water with time 
--	--	---

CLEAN SYNERGY

EWATER+ for WAND

Suppresses the accumulation of waste on the wand.
The wand washes itself inside and out with EWATER+ to maintain hygienic conditions.




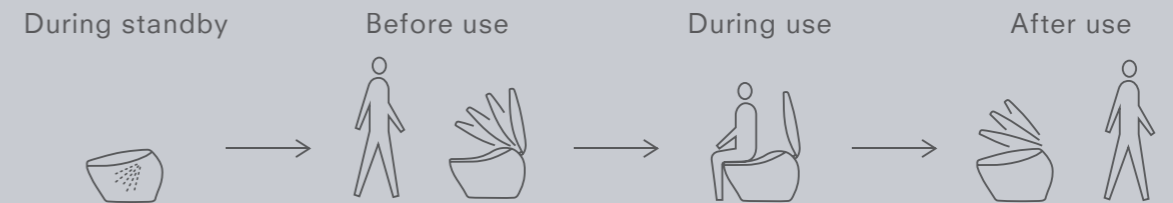
EWATER+

AFTER EACH USE,
THE WAND AUTOMATICALLY WASHES ITSELF WITH EWATER+.

This thorough cleaning occurs inside the wand as well as all around the exterior.
Even when the toilet is not being used, the wand periodically washes itself to ensure constant clean conditions.



Self-Cleaning Mechanism



Always Keeping Conditions Clean

Made of high-quality, waste-resistant resin and automatically sprayed with EWATER+ after each use, the wand is extremely resistant to waste and stains. What's more, the wand attaches to the seat, not the bowl, so waste is less likely to even reach it. Though the wand is self cleaning, you will appreciate how easily you can reach it and wipe it spotless.



CLEAN SYNERGY

EWATER+ for UNDER SEAT


EWATER+ suppresses hard-to-see waste underneath the toilet seat.



EWATER+

EWATER+ IS SPRAYED ON THE EASILY FOULED FRONT SECTION OF THE BACKSIDE OF THE TOILET SEAT.

This helps suppress urine and other waste from becoming yellow stains, for long-lasting cleanliness. A quick manual spray before cleaning allows you to remove waste with a light wipe.



Survey: Evaluation of waste on the front section of the backside of the toilet seat with and without use of EWATER+
Usage conditions: A number of uses equivalent to usage for two weeks by a family of four (without cleaning)
*Results vary according to usage and environmental conditions. All data collected by TOTO. The dotted lines in the figure show the area over with EWATER+ is sprayed.


How EWATER+ Cleans

PREMIST, a fine mist of water is sprayed inside the toilet

Since waste is less able to adhere to a wet surface, it is more easily washed away

After you step away from the toilet, EWATER+ is sprayed in the toilet bowl underneath the toilet seat, after which the lid automatically closes


EWATER+ is automatically sprayed 8 hours after the last use



Before use —————> During use —————> After use —————> During standby

EWATER+ reaches underneath the toilet seat.

EWATER+ is sprayed throughout the toilet bowl, with large droplets covering the bowl surface and small droplets carried by air currents reaching the front section of the backside of the toilet seat



CLEAN SYNERGY

CEFIONTECT



PREMIST



Forces waste to slide down.

Prevents waste from clinging.

Ultra-smooth ceramic leaves nowhere for waste to cling.

A film of water keeps waste from clinging onto the toilet bowl.


CEFIONTECT

IS AN ULTRA SMOOTH CERAMIC GLAZE THAT COATS THE TOILET BOWL.

Its microscopic surface ridges are far smaller than waste particles, leaving no place for waste to gain a foothold. Extremely durable, CEFIONTECT is designed for enduring beauty and cleanliness.


Eliminating the microscopic gaps where waste hides

Conventional ceramic may appear perfectly smooth to the eye, but it has gaps where waste particles can hide. At just one millionth of a millimeter, CEFIONTECT's surface ridges are much tinier than waste particles.



What makes CEFIONTECT so durable?


A glass layer is burned over the conventional glaze layer, making CEFIONTECT an extremely durable material.



CEFIONTECT toilet micrograph *1Qm=0.001mm

Water has a strong affinity to CEFIONTECT

Hydrophilic describes organisms and materials that attract water. CEFIONTECT is hydrophilic. Water spreads easily over the toilet bowl, so waste particles easily wash away.



PREMIST

To ensure waste washes away easily, a film of water keeps waste from clinging onto the toilet bowl.

PREMIST automatically sprays water over the surface of the inner toilet bowl before every use. Due to the ceramic's hydrophilic nature, waste washes away more easily.



CLEAN SYNERGY

TORNADO FLUSH



RIMLESS



Swirls and ejects waste entirely

360° cleaning power reaches every spot using less water.

TORNADO FLUSH

NOT ONLY CLEANS MORE EFFECTIVELY, IT DOES SO QUIETLY USING LESS WATER.



Powerful streams of water merge and swirl 360 degrees, washing every spot inside the RIMLESS toilet bowl.

Powerful washing where waste can easily accumulate

TORNADO FLUSH's dynamic waterjet discharges from near the front of the toilet bowl, travels in a narrow channel along a hairpin curve, and with sustained water pressure thoroughly cleanses the areas where waste accumulates most easily to wash the entire bowl clean. The exquisitely-designed, high-quality ceramic bowl makes this innovative design possible.

RIMLESS

The RIMLESS design not only leaves no place for waste to hide, it also makes it much easier to clean the toilet.





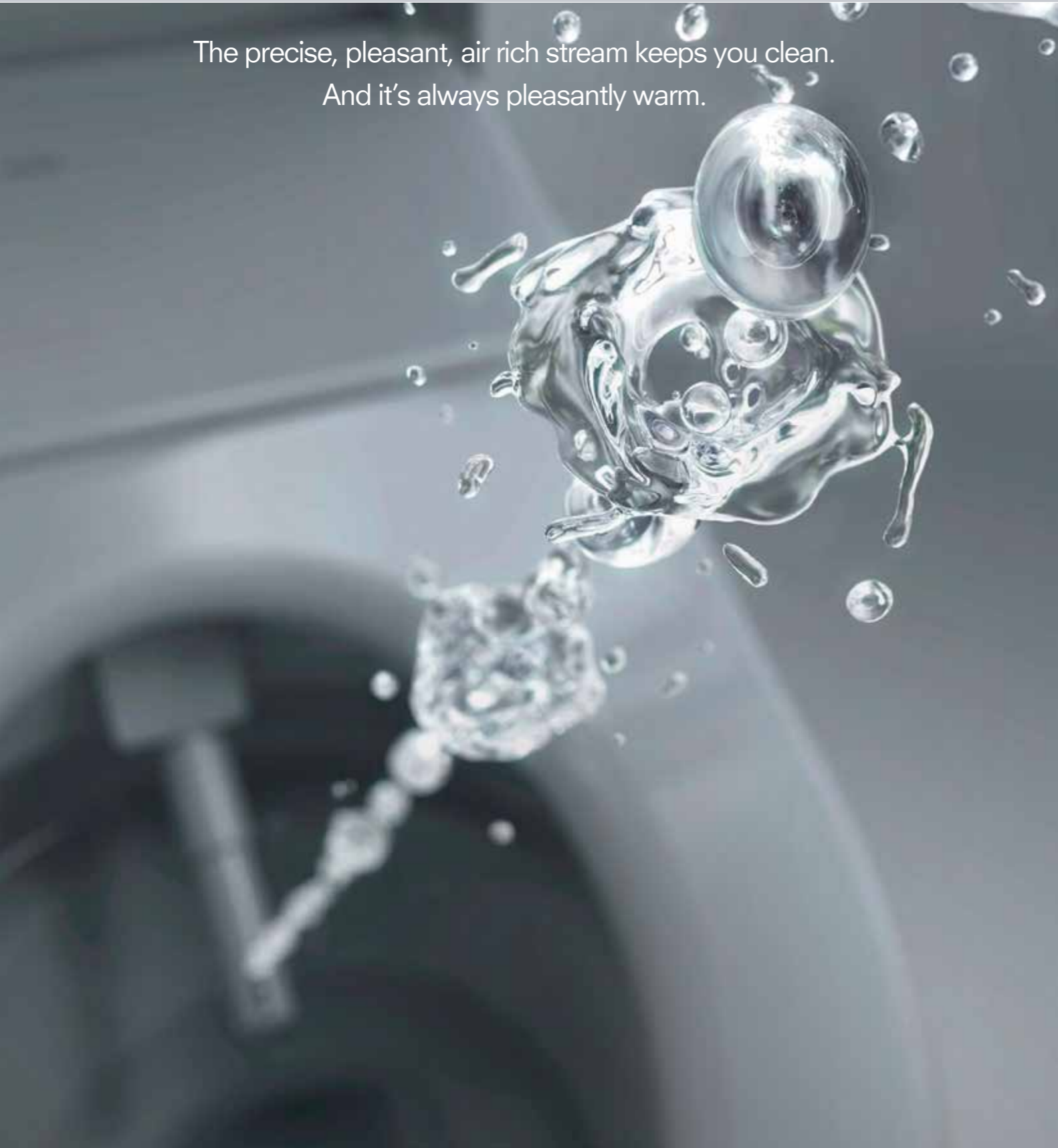
CLEANSING TECHNOLOGY

Supporting your health and wellness
with a new type of clean

AIR-IN WONDER-WAVE



The precise, pleasant, air rich stream keeps you clean.
And it's always pleasantly warm.



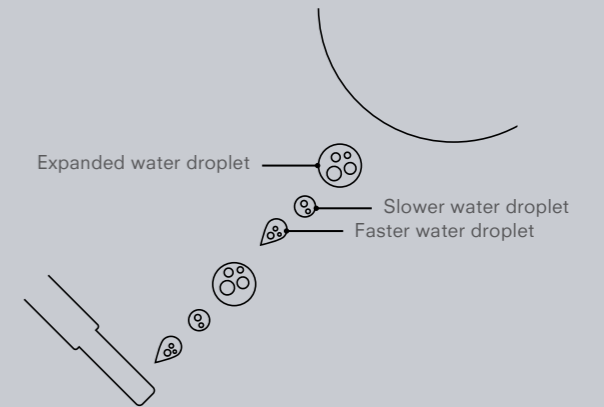
AIR-IN WONDER-WAVE

AIR RICH WATER DROPLETS TO PRODUCE A MORE COMFORTABLE WASHING SENSATION AND DELIVER MORE THOROUGH CLEANSING WITH LESS WATER CONSUMPTION.

Even more, water is warmed instantly as needed, so you need never worry about running out of warm water.

How AIR-IN WONDER-WAVE works

AIR-IN WONDER-WAVE technology is a precise and pleasant air-rich stream that keeps you clean. As water droplets are fired at different speeds, small droplets collide with larger ones, combining and expanding as they fill with more air. The injection of air enlarges the water droplets by approximately 30%



Select the type of cleansing you desire.



NEOREST® NX2, NX1, LE, AH and RH Remote Control



REAR CLEANSING

Large air-filled water droplets provide a comfortable sensation and complete cleansing with minimal water use.



SOFT REAR CLEANSING

Plentiful showers of water provide a gentle sensation and complete cleansing over a wide area.



FRONT CLEANSING

A gentle dispersion of large water droplets ensures intimate cleansing in the most comforting way.



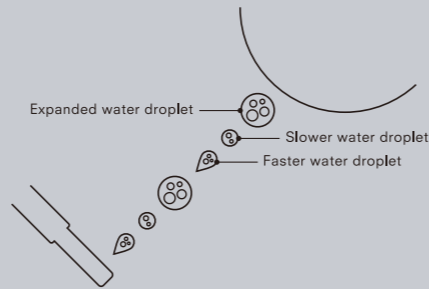
WIDE FRONT CLEANSING


Showers of small water droplets reach a wide area, ensuring a gentle sensation for sensitive skin.

CLEANSING SPRAY PATTERNS


HOW AIR-IN WONDER-WAVE WORK

As water is fired at different speeds, small droplets collide with larger ones, combing and expanding as the droplets fill with more air. The injection of air enlarges water droplet by around 30%




 Large air-filled water droplets offer complete cleansing and a comfortable sensation with minimal water use.




 Plentiful shower of water gives a gentle sensation for complete cleansing over a wider area.




 Gentle dispersion of large water droplets ensure intimate cleansing in the most comforting way




 Shower of small water droplets reaches a wider area giving a gentle coddling sensation to sensitive skin.




 **Oscillating Cleansing**
The back-and-forth movement of the wand ensures thorough cleansing of the entire area.




 **Pulsating Cleansing**
Rhythmically pulsating stream of cleansing warm water.



 **Wand Position Adjustment**
You can easily set the wand position according to your preference.



 **Wand Pressure Adjustment**
Select from five levels of water pressure



COMFORT TECHNOLOGY

Pursuing comfort to enrich everyday living
for you and your loved ones

COMFORT TECHNOLOGY



COMFORT TECHNOLOGY

For greater performance and hygiene in the bathroom



AUTO OPEN / CLOSE LID

Eliminating the need to touch the toilet surfaces, the lid automatically opens and closes when the toilet is approached and departed.



SOFT LIGHT

Subdued lighting switches on when the toilet is approached, so users don't have to be exposed to bright bathroom lights at night.



HEATED SEAT

The moment you approach the toilet, the seat begins to rapidly warm up to a comfortable temperature.



DEODORIZER

Highly-effective deodorizing automatically takes place inside the toilet bowl both during and immediately after use, eliminating unwanted odors.



AUTO FLUSH

No need to touch buttons or the handle and never worry about someone forgetting to flush — it's automatic after each use.



WARM AIR DRYING

Enjoy the ease and comfort of the temperature-adjustable warm-air.

SUSTAINABILITY



Ultra-powerful water conservation.
 Flushes waste completely
 every time — no matter where
 the toilet is located.

HYBRID ECOLOGY SYSTEM

HYBRID ECOLOGY SYSTEM combines two innovative water streams—one from the plumbing system and one from a small tank inside the toilet—to maximize flushing efficiency. Using minimal water, **HYBRID ECOLOGY SYSTEM** is so effective at removing waste that a second flush is never required. What's more, the flushing power remains strong regardless of how high up in a building the toilet is located.



CLEAN SYNERGY means eco-friendly

CLEAN SYNERGY technologies offer a sustainable way to maintain sanitary conditions inside your toilet. Since waste does not accumulate and create stains, there is less need for manual cleaning with detergents.



Sustainable cleaning

WASHLET sprays the non-porous ceramic bowl with EWATER+, to help prevent the buildup of microscopic waste. Free of chemicals and cleaning agents, EWATER+ returns to the water cycle as pure H₂O.



NEOREST®

NX2

CS901KVT
CS901VT

with ACTILIGHT




NEOREST®

NX1

CS900KVT
CS900VT



- Size: 468W x 800D x 565H mm
- Rough-in: 305mm
- Water Use: 3.8L / 3L
- Body Color: White with Brushed Nickel,
White with French Gold,
White with Silver
- Remote Control: Brushed Nickel,
Color: French Gold,
Silver



Brush Nickel



French Gold



Silver

NEOREST[®] NX



NEOREST®

LS



reddot winner 2022



DESIGN AWARD 2022



CS911VT / TCF87320GAA

CS911VT / TCF87220GAA

CS911VT / TCF87120GAA

Flush system: Tornado Flush
Water Use: 3.8L / 3.0L
Rough-in: 305mm (S-Trap)

CS911PVT / TCF87320GAA

CS911PVT / TCF87220GAA

CS911PVT / TCF87120GAA

Flush system: Tornado Flush
Water Use: 4.5L / 3.0L
Rough-in: 120-130mm (P-Trap)

Bowl Shape: D-Shape
Size: 411W*725D*497H mm
Body Color with: White with Nickel,
Frame Cover: White with Black,
White with Silver
Remote Control: Nickel,
Color: Black,
Silver



CS911VT / TCF87320GAA | CS911PVT / TCF87320GAA



CS911VT / TCF87220GAA | CS911PVT / TCF87220GAA



CS911VT / TCF87120GAA | CS911PVT / TCF87120GAA

An expression of refined elegance



An impression of contemporary sophistication



NEOREST®

AS




CS921VT / TCF85510GAA

Flush system: Tornado Flush
 Water Use: 3.8L / 3.0L
 Rough-in: 305mm (S-Trap)

CS921PVT / TCF85510GAA

Flush system: Tornado Flush
 Water Use: 4.5L / 3.0L
 Rough-in: 120~155mm (P-Trap)

Bowl Shape: Elongated
 Size: 386W*692D*512H mm
 Body Color: White
 Remote Control: Silver
 Color



Silver



NEOREST® RS




CS921VT / TCF83410GAA

Flush system: Tornado Flush
 Water Use: 3.8L / 3.0L
 Rough-in: 305mm (S-Trap)

CS921PVT / TCF83410GAA

Flush system: Tornado Flush
 Water Use: 4.5L / 3.0L
 Rough-in: 120~155mm (P-Trap)

Bowl Shape: Elongated
 Size: 386W*690D*515H mm
 Body Color: White
 Remote Control: White
 Color



White





HOW THE REMOTE CONTROL WORKS

Easy and Convenient to Use.

NEOREST® LS and AS models



- ① **Full flush** Performs a full flush.
- ② **Light flush** Performs a light flush.
- ③ **Wand clean** Cleans the wand with "EWATER+".
- ④ **Personal setting lock** Store your preferred "Water pressure", "Wand position" and "Warm water temperature" settings.
- ⑤ **Opening and closing the toilet seat** Opens and closes the toilet seat.
- ⑥ **Opening and closing the toilet lid** Opens and closes the toilet lid.
- ⑦ **Stopping** Stops operation.
- ⑧ **Rear cleansing** Cleanses your rear.
- ⑨ **Soft rear cleansing** Cleanses your rear with a soft, embracing water flow.
- ⑩ **Front cleansing** Serves as a bidet for ladies.
- ⑪ **Wide front cleansing** Gently cleanses a wide area.
- ⑫ **Water pressure adjustment** You can make a selection from 5 different water pressure levels.
- ⑬ **Wand position adjustment** You can make a selection from 5 different wand position levels.
- ⑭ **Warm air drying** Dries your rear.
- ⑮ **Oscillate** The wand moves back and forth for a thorough cleanse.
- Pulsate** Water pressure alternates between soft and strong for a massage effect.

TOILET PAPER HOLDER (STAND TYPE)

YH63SDT1
YH63SDV1BN

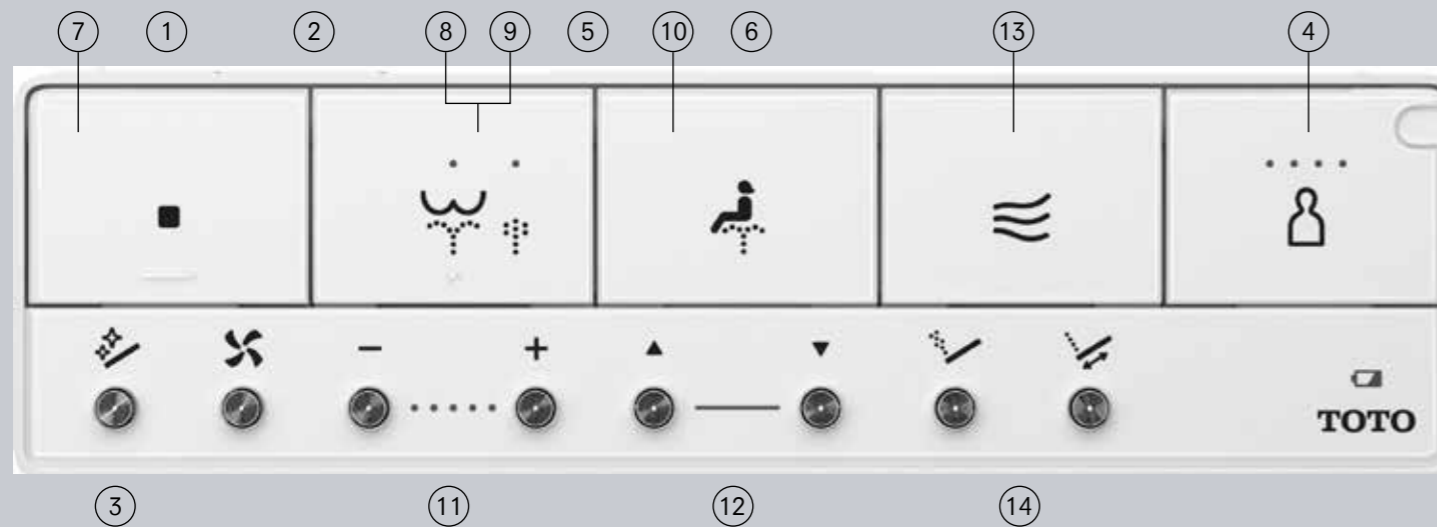
Size: 290W x 260D x 830H mm
Color: Brushed Nickel
Chrome



HOW THE REMOTE CONTROL WORKS

Easy and Convenient to Use.

NEOREST®



- ① **Full flush** Performs a full flush.
- ② **Light flush** Performs a light flush.
- ③ **Wand clean** Cleans the wand with "EWATER+".
- ④ **Personal setting lock** Store your preferred "Water pressure", "Wand position" and "Warm water temperature" settings.
- ⑤ **Opening and closing the toilet seat** Opens and closes the toilet seat.
- ⑥ **Opening and closing the toilet lid** Opens and closes the toilet lid.
- ⑦ **Stopping** Stops operation.
- ⑧ **Rear cleansing** Cleanses your rear.
- ⑨ **Soft rear cleansing** Cleanses your rear with a soft, embracing water flow.
- ⑩ **Front cleansing** Serves as a bidet for ladies.
- ⑪ **Water pressure adjustment** You can make a selection from 5 different water pressure levels.
- ⑫ **Wand position adjustment** You can make a selection from 5 different wand position levels.
- ⑬ **Warm air drying** Dries your rear.
- ⑭ **Oscillate** The wand moves back and forth for a thorough cleanse.
Pulsate Water pressure alternates between soft and strong for a massage effect.

NEOREST® COLLECTIONS

Time Space Harmony



ZN FAUCET



ZN LAVATORY FAUCET:
TLP01701J

SOFT FLOW

ELEGANT STREAMS OF WATER FROM SOFT FLOW FAUCETS GENTLY TOUCH SKIN.

A premium calming experience. Soft and soothing. Sensor operation eliminates the need to touch levers or buttons, offering a new level of cleanliness for your health and wellbeings.



Bringing elegance to handwashing

Soft and calming to the touch, graceful water streams gently caress your hands.



Touchless operation

The ZN Faucet has sensors both for opening and closing the spout and for switching between hot and cold water. Simply waving the hand over each sensor operates it.

ZN LAVATORY FAUCET
TLP01701J

Requires the TLP01702S controller
sold separately



Polished Chrome



Brushed Nickel

LINEARCERAM



CEFIONTECT

Material used for lavatories that achieves an extremely thin design yet two times* as strong as standard fireclay.

LINEARCERAM


ITS BEAUTIFUL DESIGN HARMONIZES WITH ANY SPACE.

Although eye-catching thin, it is also extremely strong. Sophisticated and inviting to use, LINEARCERAM is a new paradigm in bathroom aesthetics.

A proprietary ceramic developed by TOTO realizes basins of exquisite thinness.



Although the width of LINEARCERAM basin rim is approximately half that of a conventional basin, the material used is almost 200% more durable regarding tensile strength



CEFIONTECT

CEFIONTECT prevents waste from clinging and ensures easy cleaning, all while offering superior durability for long-term use.

*For details about CEFIONTECT, refer to page 20.

FLOTATION TUB



ZERO DIMENSION



Immersed in the meditative moment
of relaxation.

THE BRAIN IN A STATE OF TRANQUILITY

THE POSTURE OF AN ASTRONAUT RESTING IN SPACE



ZERO DIMENSION bathing brings freedom from gravity, releasing stress on joints and encouraging ultimate relaxation.

Research has shown that the ZERO DIMENSION bathing posture reduces activity in the part of the brain that houses the language function. This is the reason ZERO DIMENSION bathing feels calming and relaxing.

After more than a decade of research on body positioning, bathing and neurological relaxation, TOTO developed the Flotation Tub. Its design simulates zero gravity by offering bathers the experience of total weightlessness. By releasing the bather from the bonds of gravity to float in a tension-free state, deep muscle relaxation occurs that calms the body, mind and spirit, creating a sanctuary from the physical and mental fatigue that today's world brings.

ADVANCED TECHNOLOGY ENCOURAGES RELAXATION

Exclusive features that make every bathing experience a luxurious occasion.

NECK BATH

With variable pillow positions ensuring stability, people of all body shapes can enjoy the warmth of the bath from above the shoulders to the neck.



CONTROLLER

The electrostatic controller is operated by the slightest touch.




HYDROHANDS

Deeply stimulating water massage gives the feeling of real hands kneading tired muscles.



LED LIGHTING

In the outer perimeter of the tub's base, LED lighting supplies a dream-like ambience.



AIR-JET

Fluctuating streams of air bubbles rise from below and envelop the body with a soothing sensation.



FLOTATION TUB WITH ZERO DIMENSION
PJYD2200PWE

1050W x 2200D x 708H mm



NECK BATH

CONTROLLER

HYDROHANDS

AIR-JET





NEOREST NX II
CS901KVT



Smart Toilet

Hybrid Ecology System
Flush System: Tornado Flush
(3.8L / 3L)
Bowl Shape: Elongated
Rough-in: 305mm (S-Trap)
Color: Remote Controller -
Brush Nickel
Size: 468W*800D*565H mm




NEOREST LS
CS911VT / TCF87320GAA
Flush system:
Tornado Flush (3.8L / 3L)
Rough-in: 305mm (S-Trap)


Smart Toilet

Hybrid Ecology System
Bowl Shape: D-Shape
Color: Remote Controller:
WASHLET Frame Cover:
Nickel
Size: 411W*725D*497H mm

CS911PVT / TCF87320GAA
Flush system:
Tornado Flush (4.5L / 3.0L)
Rough-in: 120 - 130mm (P-Trap)



NEOREST NX II
CS901VT



Smart Toilet

Hybrid Ecology System
Flush System: Tornado Flush
(3.8L / 3L)
Bowl Shape: Elongated
Rough-in: 305mm (S-Trap)
Color: Remote Controller -
French Gold
Size: 468W*800D*565H mm




NEOREST LS
CS911VT / TCF87220GAA
Flush system:
Tornado Flush (3.8L / 3L)
Rough-in: 305mm (S-Trap)

Smart Toilet

Hybrid Ecology System
Bowl Shape: D-Shape
Color: Remote Controller:
WASHLET Frame Cover:
Black
Size: 411W*725D*497H mm

CS911PVT / TCF87220GAA
Flush system:
Tornado Flush (4.5L / 3.0L)
Rough-in: 120 - 130mm (P-Trap)



NEOREST NX I
CS900KVT

Smart Toilet

Hybrid Ecology System
Flush System: Tornado Flush
(3.8L / 3L)
Bowl Shape: Elongated
Rough-in: 305mm (S-Trap)
Color: Remote Controller -
Brush Nickel
Size: 468W*800D*565H mm




NEOREST LS
CS911VT / TCF87120GAA
Flush system:
Tornado Flush (3.8L / 3L)
Rough-in: 305mm (S-Trap)

Smart Toilet

Hybrid Ecology System
Bowl Shape: D-Shape
Color: Remote Controller:
WASHLET Frame Cover:
Silver
Size: 411W*725D*497H mm

CS911PVT / TCF87120GAA
Flush system:
Tornado Flush (4.5L / 3.0L)
Rough-in: 120 - 130mm (P-Trap)



NEOREST NX I
CS900VT

Smart Toilet

Hybrid Ecology System
Flush System: Tornado Flush
(3.8L / 3L)
Bowl Shape: Elongated
Rough-in: 305mm (S-Trap)
Color: Remote Controller -
Silver
Size: 468W*800D*565H mm





NEOREST AS

CS921VT / TCF85510GAA

Flush system:
Tornado Flush (3.8L / 3L)
Rough-in: 305mm (S-Trap)

CS921PVT / TCF85510GAA

Flush system:
Tornado Flush (4.5L / 3.0L)
Rough-in: 120 - 155mm (P-Trap)

Smart Toilet

Hybrid Ecology System

Bowl Shape: Elongated

Color: Remote Controller - Silver

Size: 386W*692D*512H mm

CLEAN SYNERGY



NEOREST RS

CS921VT / TCF83410GAA

Flush system:
Tornado Flush (3.8L / 3L)
Rough-in: 305mm (S-Trap)

CS921PVT / TCF83410GAA

Flush system:
Tornado Flush (4.5L / 3.0L)
Rough-in: 120 - 155mm (P-Trap)

Smart Toilet

Hybrid Ecology System

Bowl Shape: Elongated

Color: Remote Controller - White

Size: 386W*690D*515H mm

CLEAN SYNERGY



NEOREST LE II

CW996P / TCF996WA

Concealed Tank:
WH036D
Flush Panel:
MB005DGN

Wall Hung Smart Toilet

Flush System: Tornado Flush
(4.5L / 3L)

Bowl Shape: Elongated

Color: Remote Controller - Gold

Size: 423W*675D*460H mm

CLEAN SYNERGY



NEOREST LE I

CW994P / TCF994WA

Concealed Tank:
WH036D
Flush Panel:
MB005DGN

Wall Hung Smart Toilet

Flush System: Tornado Flush
(4.5L / 3L)

Bowl Shape: Elongated

Color: Remote Controller - Silver

Size: 423W*675D*460H mm

CLEAN SYNERGY

